



## **Knowledge, Awareness and Practice of Usage of Interdental Aids among Dental Professionals**

**Lasya Genji <sup>a</sup>, M. Jeevitha <sup>b\*</sup>, S. Preetha <sup>c</sup> and Selvaraj Jayaraman <sup>d</sup>**

<sup>a</sup> *Saveetha Dental College and Hospitals, Saveetha Institute of Medical and Technical Sciences, Saveetha University, Chennai, India.*

<sup>b</sup> *Department of Periodontics, Saveetha Dental College and Hospitals, Saveetha Institute of Medical and Technical Sciences, Saveetha University, Chennai, India.*

<sup>c</sup> *Department of Physiology, Saveetha Dental College and Hospitals, Saveetha Institute of Medical and Technical Sciences, Saveetha University, Chennai, India.*

<sup>d</sup> *Department of Biochemistry, Saveetha Dental College and Hospitals, Saveetha Institute of Medical and Technical Sciences, Saveetha University, Chennai, India.*

### **Authors' contributions**

*This work was carried out in collaboration among all authors. Author LG designed the study, performed the statistical analysis, wrote the protocol and wrote the first draft manuscript. Author MJ managed the analyses of the study. Authors SP and SJ managed the literature searches. All authors read and approved the final manuscript.*

### **Article Information**

DOI: 10.9734/JPRI/2021/v33i60B34721

### **Open Peer Review History:**

This journal follows the Advanced Open Peer Review policy. Identity of the Reviewers, Editor(s) and additional Reviewers, peer review comments, different versions of the manuscript, comments of the editors, etc are available here: <https://www.sdiarticle5.com/review-history/78092>

**Original Research Article**

**Received 15 October 2021**

**Accepted 20 December 2021**

**Published 23 December 2021**

### **ABSTRACT**

**Aim:** To evaluate knowledge, awareness and practice of usage of interdental aids among dental professionals.

**Introduction:** Dental caries and periodontal diseases, the two most common oral diseases, are mainly avoidable by professional and self-care activities. Dentists' knowledge and people's attitude on oral hygiene maintenance have a key role in the prevention of oral diseases.

**Study Design:** This was a survey conducted in an online forum. It was a questionnaire based survey.

**Methodology:** A set of 10 questions to assess knowledge, awareness and practice of usage of interdental aids was distributed among dental professionals. The data was collected and statistically evaluated using SPSS software.

**Results:** Majority of the dental professionals are aware of the purpose of interdental cleaning among which 74.5% being MDS and 3.92% being BDS.

**Conclusion:** Because of the minimal positive reaction to interdental aids among general dentists, educational campaigns offering information on various interdental aids should be conducted.

*Keywords: Dental professionals; brushing; interdental brush; flossing; novel method.*

## 1. INTRODUCTION

The most common oral diseases, dental caries and periodontal illnesses are treatable via an aggregate of expert and self-care activities. The people's mindset and behavior also play a crucial role in improving and prevention of oral diseases [1]. Concern has been expressed that upgrades in oral health have been taking place in many western countries; whereas, deterioration of oral health has been taking place in many developed countries [2]. Personal oral hygiene and periodic expert care continue to be the actions of preference to prevent periodontal diseases. The American Dental Association (ADA) recommends that brushing and flossing to be performed very well at least once a day, with brushing period being optimally about 3 minutes [3]. Further, the ADA advises that dental visits must be made on a regular basis. Although the efficacy of those preventive practices has been proven in managed scientific settings, there are a few questions about the effects of these behaviors as they're performed with the aid of the general public in "natural" settings [3–5].

Epidemiological investigations show that plaque is the leading cause of periodontitis [6]. Furthermore, gingivitis has been convincingly shown to be the most common and most severe in the interproximal area [7]. These areas are generally out of reach of the toothbrush. Existing data show that correct use of toothbrushes can prevent gingivitis on the buccal and lingual sides, but the effect of toothbrushes alone on the interdental space is limited. With this deficiency in mind, various other materials have been designed to complement the toothbrush [8,9]. Some researchers have reported promising results after using dental irrigators; while others have failed to demonstrate any beneficial effects [10]. Dental floss, toothpicks and single-strand brushes are recommended tools for interdental cleaning [11,12].

Dental disease prevention awareness is becoming a necessity for the medical population. The attitude of patients to general health throughout the medical industry has a dramatic

impact on the work of dentists/periodontists. If medical professionals begin to address the need for good dental care, then the use of oral hygiene aids plays an important role in the preventive measures of periodontal medicine concepts. Taking into account the impact of periodontal infection on general health, it is necessary to assess the knowledge of the medical population about dental diseases, preventive measures and tools. The knowledge, attitude and practice of dental students and professionals about interdental assistance tools is very important to improve the oral hygiene maintenance in the general public [13,14].

Based on this attributable nature of periodontitis, it is necessary to understand or evaluate the oral hygiene measures performed by dental professionals using common aids or interdental cleaning aids. The knowledge, attitude and behavior of dental professionals on oral hygiene measures can be used as an important motivation and educational tool for patients seeking medical diagnosis and treatment.

## 2. MATERIALS AND METHODS

### 2.1 Study Design and Study Setting

The present study was conducted in a university setting (Saveetha dental college and hospitals, Chennai, India). Thus the data available is of patients from the same geographic location and have similar ethnicity. The study was carried out in an online setting and circulated among the dental students and dentists. Ethical clearance to conduct this study was obtained from the Scientific Review Board of the hospital.

### 2.2 Sampling

100 dental professionals were interviewed. All dentists and dental students in the given duration of time period were evaluated. Only relevant data was included to minimize sampling bias. Simple random sampling method was carried out. Cross verification of data for error was done by presence of additional reviewers. Incomplete data collection was excluded from the study.

### 2.3 Data Collection

A single calibrated examiner evaluated the responses. The study was designed to evaluate knowledge, awareness and practice of usage of interdental aids among dental professionals. The questionnaire consists of self-structured standard questions pertaining to the interdental aids. The questionnaire was circulated through an online survey portal.

### 2.4 Statistical Analysis

The responses were collected, tabulated and analysed with Statistical Package for Social Sciences for Windows, version 20.0. Categorical variables were expressed in frequency and percentage. Chi-square test was used to test association between the educational qualification and the responses to the questionnaire. P value < 0.05 was considered statistically significant.

Questions	Options
Educational qualification	BDS MDS
Years of clinical experience	0-5 years 5-10 years Above 10 years
Which interdental cleaning aid is recommended for interproximal spaces with no papillae?	Dental floss Interproximal brush single tufted brush
Which interdental cleaning aid is recommended for interproximal spaces with no gingival recession ?	Dental floss Interproximal brush Single tufted brush
What is the purpose of interdental cleaning ?	To remove plaque To dislodge food wedged between teeth
Interproximal cleaning tools are recommended based on ?	Interdental space architecture Presence of furcation Teeth alignment Presence of orthodontic appliance or fixed prosthesis
Do you think flossing induce injury to gingival tissue and this can outcome its benefits?	all of the above Strongly agree Agree May be Disagree strongly disagree
How often do you recommend your patient to use interdental cleaning aids	Daily Twice in a week whenever needed
Which interdental aid is used by patients commonly ?	Dental floss interdental tooth Single tuft brush

### 3. RESULTS AND DISCUSSION

The present study population included 25.49% of the BDS graduates and 74.51% of the MDS graduates out of which 21.57% of them were male and 78.43% were female participants.

Correlation between educational qualification and awareness on purpose of the interdental cleaning was analysed by Chi-square test where p-value is 1.07 (>0.05) suggesting statistically not significant. In the present study about 21.57% of the BDS qualified dentist were aware about purpose of the interdental cleaning which is used to remove dental plaque instead to dislodge the food whereas 74.51% of the MDS qualified dentist and 3.92% of the BDS graduate dentist responded that it is used to dislodge the wedge food between the tooth (Fig. 1). Evidence from the literature suggests that the general population of the world is unaware of the importance of interdental cleaning as a preventive treatment. As the level of education has been rising, there was good awareness of the interdental aids and its use for the overall well-being of oral health [15–17].

Association between educational qualification and interdental aid used in case of interproximal spaces with no papillae. Around 0.98% of the MDS and BDS graduated dentist recommended single tufted brush as cleaning aid for interproximal spaces with no papillae, where as 73.53% of the MDS qualified dentist and 11.76% BDS qualified dentist recommends interproximal brush in case of no papillae and 12.75% of the BDS qualified dentist recommended dental floss in the above case. Correlation was analysed using Chi- square test in which the p value is 0.547(>0.05) suggesting it is statistically not significant (Fig. 2). According to a few recent literature, single tufted brushes were normally recommended in case of no papillae; it's due to the fact that loss of papillae leads to increased spaces due to which it requires proper cleaning to prevent proximal caries [18–20].

In case of interproximal spaces with no gingival recession the responses were as follows 68.63% of the MDS qualified dentist and 13.73% of the BDS qualified dentist recommended interproximal brushing, where as 2.94% of the BDS qualified dentist and 5.88% of the MDS qualified dentist recommended single tufted brush and 8.82% of the BDS qualified dentist recommended dental floss (p value of 0.02 (<0.05) which is statistically significant) (Fig. 3).

Gingival recession which is caused due to improper brushing is nowhere related to use of interdental aids and therefore unwaxed dental floss can be commonly used in such cases due to the fact that waxed dental floss can cause sticking of food leading to further problems [21–23].

Dental professionals recommended interproximal cleaning based on following criteria as follows, 8.82% of qualified dentists recommended based on interdental space architecture, 1.96% of the BDS qualified dentist and 0.98% MDS qualified dentist recommended interdental aids based on presence of furcation, 12.75% of the BDS qualified dentist and 62.75% of MDS qualified dentist recommended based on teeth alignment, 9.8% of the MDS qualified dentist recommended based on orthodontic appliances and 1.96% of the BDS qualified dentist and 0.98% of the MDS qualified dentist recommended in all the above cases. Majority of the MDS qualified dentists recommended interdental aids primarily based on teeth alignment than any other criteria. (p value 0.04 (<0.05) which is statistically significant) (Fig. 4). Interdental aids should be recommended based on various criteria whereas its specification needs a higher expertise and experienced professionals to correctly recommend the indicated interdental aid that

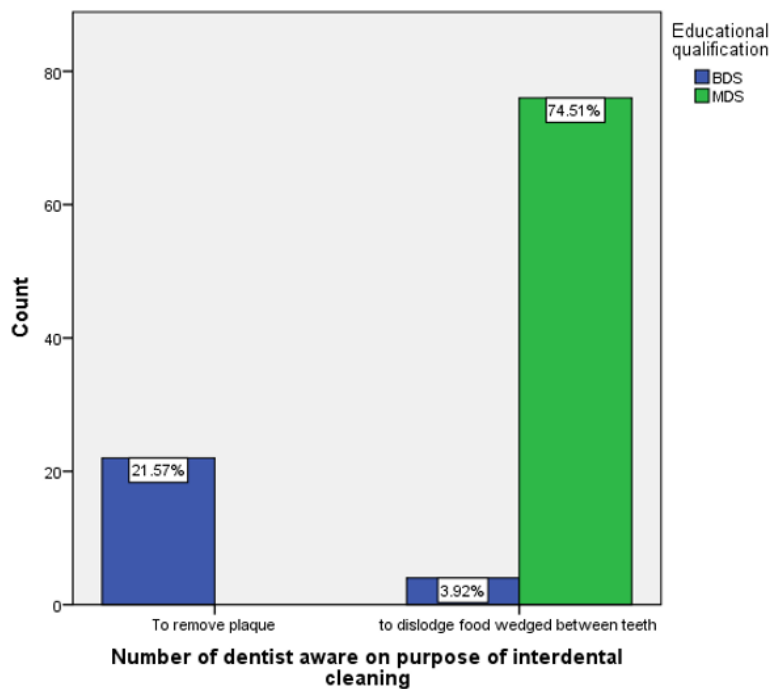
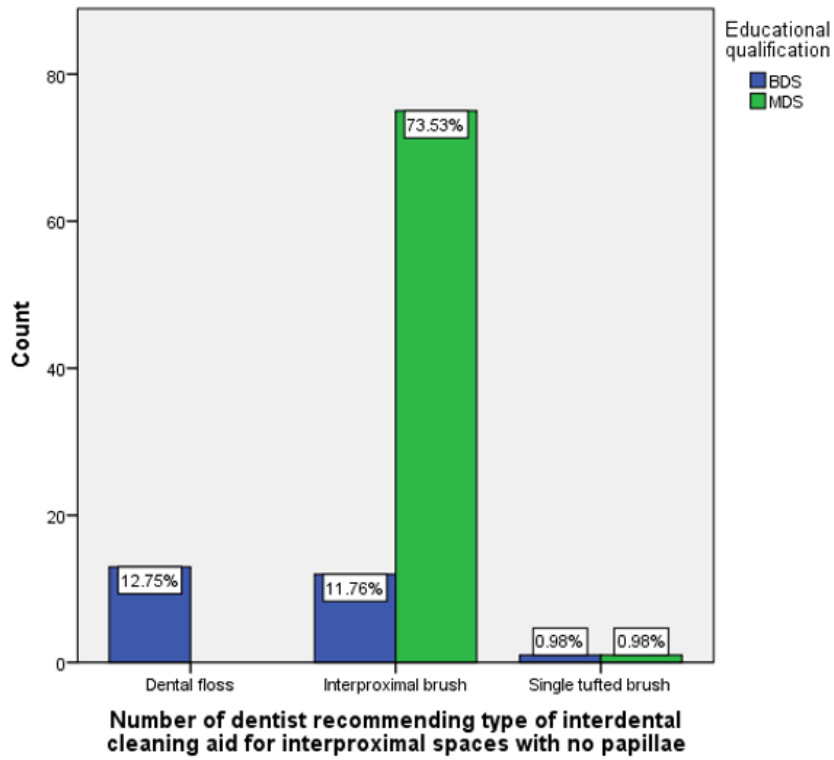
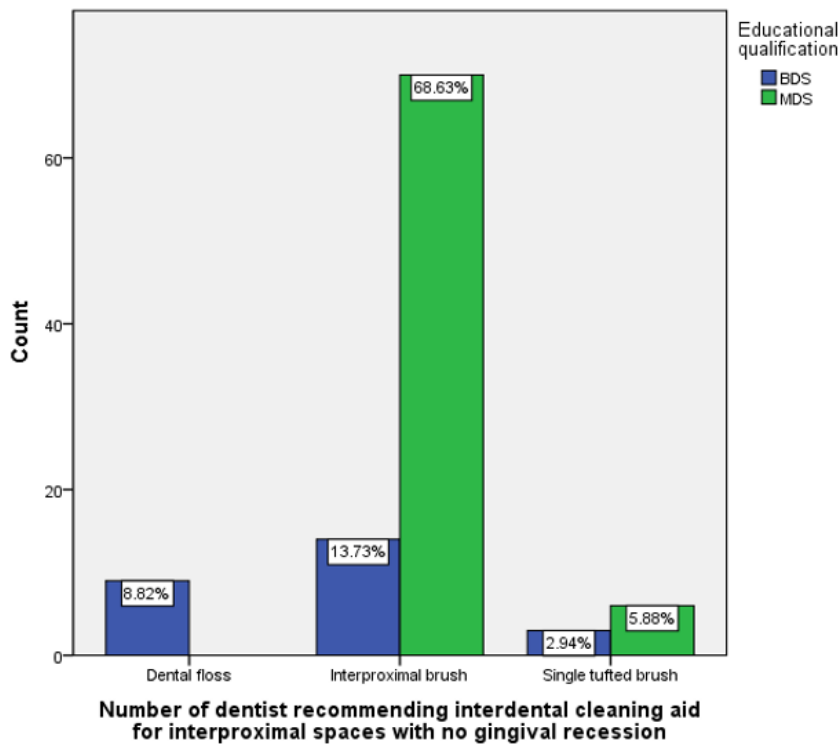


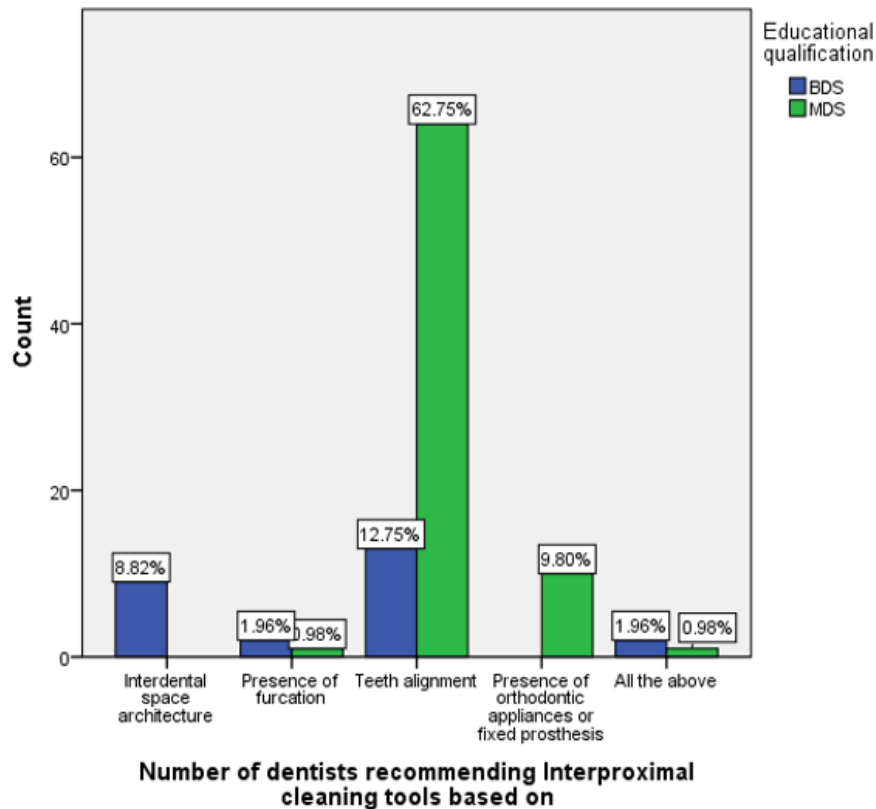
Fig. 1. Association between educational qualification and awareness on purpose of interdental cleaning



**Fig. 2. Association between educational qualification and interproximal spaces with no papillae**



**Fig. 3. Association between educational qualification and interproximal spaces with no recession**



**Fig. 4. Association between educational qualification and recommendation criteria for interdental aids usage**

suits the problem. However various studies showed that improper indication and use of interdental aids can cause mechanical periodontal tissue damage [12,16,24]. Our team has extensive knowledge and research experience that has translated into high quality publications [25-44]. According to previous studies, students' oral health knowledge, attitude, and behaviour improve as they progress through the college curriculum, from first to final year. Preventive behaviour among students can still be enhanced through modifications in dental curriculum, such as the inclusion of preventive dentistry courses in pre-clinical and professional education. Dental students' professional education should foster consistent health behaviours that will assist future dental health practitioners deliver appropriate preventive oral health care to their patients, family, and friends, despite disparities in personal characteristics.

#### 4. CONCLUSION

The overall knowledge of interdental assistance among dental professionals was good, which was assessed through the survey, while there

were some gaps in knowledge in a few areas. With growing levels of education, knowledge and practice of interdental aids improved. This research has shed light on the understanding and utilisation of interdental assistance. Future studies are needed to determine the incidence of caries and periodontal diseases among the patients using interdental aids.

#### CONSENT

As per international standard or university standard, respondents' written consent has been collected and preserved by the author(s).

#### ETHICAL APPROVAL

Ethical clearance to conduct this study was obtained from the Scientific Review Board of the hospital.

#### ACKNOWLEDGEMENT

This research was done under the supervision of the Department of research of Saveetha dental

college and hospitals. We thank our colleagues who provided insight and expertise that greatly assisted the research. The present project is supported by Saveetha Dental College and Hospitals, Saveetha Institute of Medical and Technical Sciences, Saveetha University and Munaswamy Building Construction licensing company.

## COMPETING INTERESTS

Authors have declared that no competing interests exist.

## REFERENCES

- Bostanci N, Belibasakis GN. Pathogenesis of Periodontal Diseases: Biological Concepts for Clinicians. Springer; 2017. 114 p.
- Editore S. Dental and periodontal diseases. SICS Editore; 2014.
- Academy of Prosthodontics. The glossary of prosthodontic terms. Mosby Journal Reprint Department. 1994;70.
- Institute of Medicine, Board on Population Health and Public Health Practice, Roundtable on Health Literacy. Oral health literacy: Workshop summary. National Academies Press. 2013;142.
- Levi PA Jr, Rudy RJ, Natalie Jeong Y, Coleman DK. Non-surgical control of periodontal diseases: A comprehensive handbook. Springer. 2015;216.
- Hollins C. Basic guide to dental procedures. John Wiley & Sons. 2015; 176.
- Polson AM. Periodontal regeneration: Current Status and Directions. Quintessence Publishing Company. 1994;221.
- Giannobile WV, Burt BA, Genco RJ. Clinical research in oral health. John Wiley & Sons. 2009;344.
- Graetz C, Rabe J, Schoepke K, Schorr S, Geiken A, Christofzik D, et al. New experimental setup for the measurement of cleaning efficacy and force of interdental aids in 3D-reproduced interdental areas. BMC Oral Health. 2020;20(1):136.
- shanbour gs. *in vitro* polishing effectiveness of interdental aids on root surfaces: A thesis submitted in partial fulfillment. Periodontics . 1984; 186.
- Kc Basnyat S, Sapkota B, Shrestha S, Rimal U. Association between use of interdental cleansing aids gingival conditions in fixed dental prosthesis patients. Kathmandu Univ Med J. 2020; 18(71):243–8.
- Alshahrani S, Alshuaibi A, Alkhaldi M, Koppolu P. Perception and knowledge of patients from different regions in the kingdom of Saudi Arabia towards oral hygiene and oral hygiene aids. Healthcare (Basel) [Internet]. 2021;9(5). Available: <http://dx.doi.org/10.3390/healthcare9050592>
- Pitchika V, Jordan R, Micheelis W, Welk A, Kocher T, Holtfreter B. Impact of powered toothbrush use and interdental cleaning on oral health. J Dent Res. 2021;100(5):487–95.
- Sekundo C, Staehle HJ. Mapping the product range of interdental brushes: Sizes, shapes, and forces. Oral Health Prev Dent. 2020;18(1):343–54.
- Chongcharoen N. Effectiveness of different interdental brushes to cleaning the interproximal areas: A randomized controlled, Double-Blind Cross-Over Study; 2017.
- Sicilia A, Arregui I, Gallego M, Cabezas B, Cuesta S. Home oral hygiene revisited. Options and evidence. Oral Health Prev Dent. 2003;1 Suppl 1:407–22; discussion 423–5.
- Torres HO, Ehrlich AB. Modern dental assisting. W.B. Saunders Company. 1985;988.
- Newman MG, Takei H, Klokkevold PR, Carranza FA. Newman and carranza's clinical periodontology e-book. Elsevier Health Sciences. 2018;944.
- Limeback H. Comprehensive preventive dentistry. John Wiley & Sons. 2012;391.
- Andujo E. Appleton & lange's review for the dental assistant. McGraw-Hill/Appleton & Lange. 1992;270.
- Makeeva IM, Budaychieva ZS, Polyakova MA, Margaryan EG, Novozhilova NE, Musiyev AA. Special aspects of individual oral hygiene in patients with I class gingival recession. Stomatologiya . 2019;98(4):25–8.
- Vogel M, Sener B, Roos M, Attin T, Schmidlin PR. Interdental cleaning and gingival injury potential of interdental toothbrushes. Swiss Dent J. 2014;124(12):1290–301.
- Lee DW, Moon IS. The plaque-removing efficacy of a single-tufted brush on the lingual and buccal surfaces of the molars.

- J Periodontal Implant Sci. 2011;41(3):131–4.
24. Botticelli AT. Experience is the best teacher: Manual of dental hygiene. Quintessence Publishing Company. 2002;216.
  25. Ramesh A, Varghese S, Jayakumar ND, Malaiappan S. Comparative estimation of sulfiredoxin levels between chronic periodontitis and healthy patients - A case-control study. *J Periodontol.* 2018;89(10):1241–8.
  26. Paramasivam A, Priyadharsini JV, Raghunandhakumar S, Elumalai P. A novel COVID-19 and its effects on cardiovascular disease. *Hypertens Res.* 2020;43(7):729–30.
  27. SG, TG, KV, Faleh AA, Sukumaran A, PNS. Development of 3D scaffolds using nanochitosan/silk-fibroin/hyaluronic acid biomaterials for tissue engineering applications. *Int J Biol Macromol.* 2018;120(Pt A):876–85.
  28. Del Fabbro M, Karanxha L, Panda S, Bucchi C, Nadathur Doraiswamy J, Sankari M, et al. Autologous platelet concentrates for treating periodontal infrabony defects. *Cochrane Database Syst Rev.* 2018;11:CD011423.
  29. Paramasivam A, Vijayashree Priyadharsini J. MitomiRs: New emerging microRNAs in mitochondrial dysfunction and cardiovascular disease. *Hypertens Res.* 2020;43(8):851–3.
  30. Jayaseelan VP, Arumugam P. Dissecting the theranostic potential of exosomes in autoimmune disorders. *Cell Mol Immunol.* 2019;16(12):935–6.
  31. Vellappally S, Al Kheraif AA, Divakar DD, Basavarajappa S, Anil S, Fouad H. Tooth implant prosthesis using ultra low power and low cost crystalline carbon bio-tooth sensor with hybridized data acquisition algorithm. *Comput Commun.* 2019; 148:176–84.
  32. Vellappally S, Al Kheraif AA, Anil S, Assery MK, Kumar KA, Divakar DD. Analyzing relationship between patient and doctor in public dental health using particle memetic multivariable logistic regression analysis approach (MLRA2). *J Med Syst.* 2018; 42(10):183.
  33. Varghese SS, Ramesh A, Veeraiyan DN. Blended module-based teaching in biostatistics and research methodology: A retrospective study with postgraduate dental students. *J Dent Educ.* 2019;83(4):445–50.
  34. Venkatesan J, Singh SK, Anil S, Kim S-K, Shim MS. Preparation, characterization and biological applications of biosynthesized silver nanoparticles with chitosan-fucoidan coating. *Molecules [Internet].* 2018;23(6). Available:<http://dx.doi.org/10.3390/molecules23061429>
  35. Alsubait SA, Al Ajlan R, Mitwalli H, Aburaisi N, Mahmood A, Muthurangan M, et al. Cytotoxicity of different concentrations of three root canal sealers on human mesenchymal stem cells. *Biomolecules [Internet].* 2018;8(3). Available:<http://dx.doi.org/10.3390/biom8030068>
  36. Venkatesan J, Rekha PD, Anil S, Bhatnagar I, Sudha PN, Dechsakulwatana C, et al. Hydroxyapatite from Cuttlefish Bone: Isolation, Characterizations, and Applications. *Biotechnol Bioprocess Eng.* 2018;23(4):383–93.
  37. Vellappally S, Al Kheraif AA, Anil S, Wahba AA. IoT medical tooth mounted sensor for monitoring teeth and food level using bacterial optimization along with adaptive deep learning neural network. *Measurement.* 2019;135:672–7.
  38. PradeepKumar AR, Shemesh H, Nivedhitha MS, Hashir MMJ, Arockiam S, Uma Maheswari TN, et al. Diagnosis of vertical root fractures by cone-beam computed tomography in root-filled teeth with confirmation by direct visualization: A Systematic Review and Meta-Analysis. *J Endod.* 2021;47(8):1198–214.
  39. R H, Ramani P, Tilakaratne WM, Sukumaran G, Ramasubramanian A, Krishnan RP. Critical appraisal of different triggering pathways for the pathobiology of pemphigus vulgaris-A review. *Oral Dis [Internet];* 2021. Available:<http://dx.doi.org/10.1111/odi.13937>
  40. Ezhilarasan D, Lakshmi T, Subha M, Deepak Nallasamy V, Raghunandhakumar S. The ambiguous role of sirtuins in head and neck squamous cell carcinoma. *Oral Dis [Internet];* 2021. Available:<http://dx.doi.org/10.1111/odi.13798>
  41. Sarode SC, Gondivkar S, Sarode GS, Gadbail A, Yuwanati M. Hybrid oral potentially malignant disorder: A neglected



- fact in oral submucous fibrosis. *Oral Oncol.* 2021;105390.
42. Kavarthapu A, Gurumoorthy K. Linking chronic periodontitis and oral cancer: A review. *Oral Oncol.* 2021;105375.
43. Vellappally S, Abdullah Al-Kheraif A, Anil S, Basavarajappa S, Hassanein AS. Maintaining patient oral health by using a xeno-genetic spiking neural network. *J Ambient Intell Humaniz Comput [Internet];* 2018. Available:<https://doi.org/10.1007/s12652-018-1166-8>
44. Aldhuwayhi S, Mallineni SK, Sakhamuri S, Thakare AA, Mallineni S, Sajja R, et al. Covid-19 Knowledge and Perceptions Among Dental Specialists: A Cross-Sectional Online Questionnaire Survey. *Risk Manag Healthc Policy.* 2021 Jul 7;14:2851–61.

---

© 2021 Genji et al.; This is an Open Access article distributed under the terms of the Creative Commons Attribution License (<http://creativecommons.org/licenses/by/4.0>), which permits unrestricted use, distribution, and reproduction in any medium, provided the original work is properly cited.

*Peer-review history:*

*The peer review history for this paper can be accessed here:*  
<https://www.sdiarticle5.com/review-history/78092>